


FiberLite NextGen



The 2nd generation of Bauer's light-weight technology is the perfect balance of light-weight & durability

- High-viz yellow is perfect for working in high traffic areas
- Red rungs mean determining the highest standing has never been easier
- Welded rung to plate connection provides a lighter, stronger connection compared to traditional ladders
- A bull's eye label is located at the center-point for the weight of each ladder promoting safe handling and decreasing workers comp claims



39224 Pictured



Part#	Size	Extended Length	Highest Standing Level	Bottom Width	Approx. Cube	Approx. Weight
39216	16'	13'	9'6"	16 ¾"	7.5	33.5 lbs.
39220	20'	17'	13'6"	16 ¾"	9.5	41 lbs.
39224	24'	21'	17'6"	16 ¾"	11.25	47.5 lbs.
39228	28'	24'	21'6"	16 ¾"	12.7	53.5 lbs.



Specifications with Automatic Levelers							
Part#	Size	Extended Length	Highest Standing Level	Bottom Width	Approx. Cube	Weight with Levelers	
39216L	16'	13'	9'6"	20 ½"	8.7	40.5 lbs.	
39220L	20'	17'	13'6"	20 ½"	10.8	48 lbs.	
39224L	24'	21'	17'6"	20 ½"	11.1	54.5 lbs.	
39228L	28'	24'	21'6"	20 ½"	15.4	60.5 lbs.	

Add-On Options:

Do you need levelers, but don't want to carry the extra weight when you don't need the levelers? Try the new Streamline Leveler System!

- The leveling leg is detachable and therefore the ladder is lighter when it's not needed!
- The permanently mounted base plates add only 1.5 lbs to the weight of the ladder!
- Base plates are thin: Only 1/2" depth to minimize overall width of ladder
- Tapered at top to protect the latch and prevent abrupt interferences
- Enables quick attachment of Levelok Levelers



Mounted base plate



Mounted of leveling leg



Leveler is easily removed




Skinny base plates add very little to the overall width of the ladder to eliminate fit issues on ladder racks.

Part# LL-QC-3 Base Plates (One Pair)


Part# LL-STB-1QC Leveling Leg (One Each)



Ladder racks can be a ladder's worst enemy! Bauer has designed a **protective rail guard** that absorbs the abrasion and vibration that is harmful to ladders. Your ladders will last longer!



Self-centering rung is a unique factory installed accessory that swivels into the correct position to lean against utility poles.



House pad is a versatile factory installed accessory used to lean a ladder against a house, a utility pole, or corner.



www.bauerladder.com

2540 Progress Dr.
Wooster, Ohio 44691
330-262-3070
sales@ladder.com

